



Tuesday 2nd March 2021



Good morning, Exeter class. This will be the last Tuesday that I teach you without you all being back in the classroom - I am so excited to see you all again. We will all be back next Monday which is fantastic news.

This week our focus in English is going to be on BOOKS! On the left, you can see a photo of me on my first day at school (it is a little faded)! There is a clue on my school bag to the books that I used to enjoy when I was young. The books were originally written by the author Roger Hargreaves but are now written and illustrated by his son Adam Hargreaves. I wonder if you know which books I am talking about.....

Have a good day.

Miss Clark

Overview of the day

EMW	Fitness	Reading	English	Maths skills	Maths	Reading	Multiplication menu	Spellings	RE
3 times table cards	Book cheer-leading	Reading	A to Z	Recognising number	Commutative law	The Ickabog	3 x table multiplication cards	Y4 spellings	What do Humanist value?

EMW

For EMW today, I would like you to create some multiplication cards for the 3 times table - you are going to need these later for when we get onto our 'Multiplication Menu'.

Remember that on one side you have the calculation, e.g. 5 x 3 and then on the back you have the product, e.g 15.

Fitness

Imagine that you are a cheerleader calling out the different letters of a book title. Create your own short cheerleading video where you spell out the title of a book that you have read.

Send over some videos or photos for me to see and I will see if I can guess your book.

Reading



In preparation for us returning to school, I want everyone to be spending 15 minutes reading a book at some point during the day. In class, we normally read sat at our tables, however, at home I would like you to go and find an interesting place to read. Perhaps you could read in bed, if it is nice, in outer space, in your garden or even in the bath (obviously without water in it). Send me a photo of you reading somewhere unusual.

You all have AR books at home or could use the Oxford Owl log-in to access some other books (I will post the log-in details on Class Dojo). If you'd rather read something else, you can do that. Set a timer and read for 15 minutes.

English

Tuesday 2nd March

Over the next few days, we are going to be thinking about some books that Miss Clark enjoyed when she was young. I wonder if you worked out from my clue at the start of the plan that I was talking about the Mr Men.

MR. SMALL
By Roger Hargreaves

The first ever Mr Men book that I owned was Mr Small. If you haven't read it you can work out from his name what sort of a Mr Man he is!



The books were originally written and illustrated by Roger Hargreaves, after he died his son, Adam Hargreaves took on the writing and illustrating of the Mr Men books.

To start today, I would like you to make up an A to Z of Mr Men. The names of Mr Men are sometimes linked to adjectives, e.g. happy, grumpy, slow. Create your own A to Z of Mr Men. I have started the list for you:

A = Mr Angry

B = Mr Bump

C = Mr Clumsy

D = Mr Dopey (this my own Mr Man)

E = Mr Excited (this is a made up Mr Man)

F =

Now, you are going to become an illustrator and draw your own Mr Man. Here are some links to videos where Adam Hargreaves shows us how to draw different Mr Men. Pick two Mr Men to draw. Make sure that they are nice and large on your page and send over a picture of your finished Mr Man. I want to cover our whole Class Dojo page with Mr Men pictures this week!

Mr Tickle <https://www.youtube.com/watch?v=1LZK-YZw98>

Mr Strong <https://www.youtube.com/watch?v=uNrwTYZbL68>

Mr Funny <https://www.youtube.com/watch?v=X8ht4UEVsZk>

Mr Grumpy https://www.youtube.com/watch?v=l_jrOzvsZPU

Mr Bump <https://www.youtube.com/watch?v=IMbp2k8FVmY>

Break



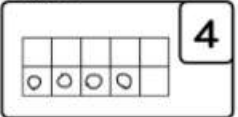
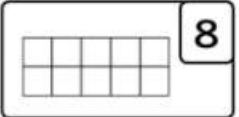
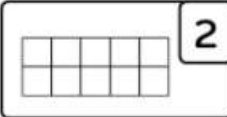
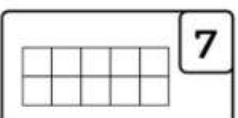
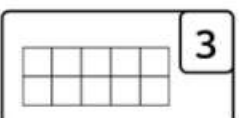
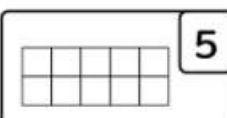
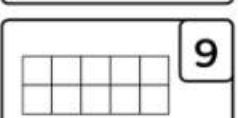
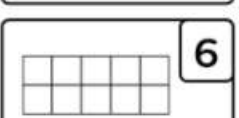
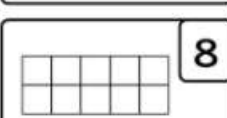
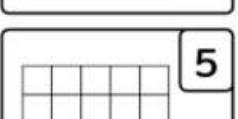
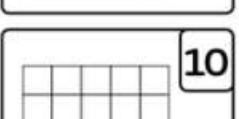
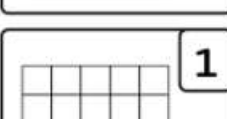
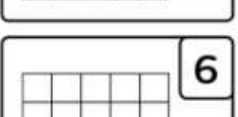
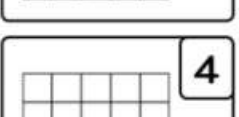

Maths skills



There are a couple of videos on Class Dojo for you to watch today for your maths skills. Now have a go at answering the following questions.

Draw circles on the empty tens frames to show the number in the box.

Example

 4	 8	 2
 7	 3	 5
 9	 6	 8
 5	 10	 1
 6	 4	 7

You could draw your tens frame and then draw the counters. Try to use the 5s wise to draw them.

Maths

2.3.21

WALT: Understand commutativity

Warm-up



Today we are going to be counting in 3s from 0. I have posted a video to show you how to do this. While you are counting think about the pattern that you notice, e.g. odd, even, odd, even. This will remind you that if you have said an odd number when counting in 3s, the next one will have to be an even number.

Main




There is a video on Class Dojo to show you your learning in maths today.

$$\begin{array}{ccc} & \mathbf{7 \times 2 = 14} & \leftarrow \text{product} \\ \swarrow & & \nwarrow \\ \text{factor} & & \text{factor} \end{array}$$

Now answer these questions, having watched the video and looked at the calculation above:

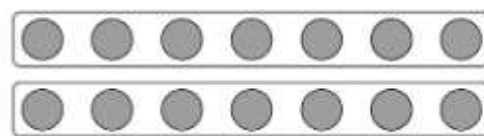
1. What is a factor?
2. What is a product?

Have a look again at the arrays below (I shared them on the video today):



7 groups of 2

$$7 \times 2 = 14$$



2 groups of 7

$$2 \times 7 = 14$$

$$7 \times 2 = 2 \times 7$$

You can clearly see that 7×2 is equivalent to 2×7 . This proves to us that:

The order of the factors does not affect the product.

Say this sentence out loud five times and then go and explain what it means to someone else in your household. **This is the commutative law.**

Even if we don't know a times table very well, we can use the other times table to help us solve a problem, for example: $5 \times 9 = 5$ groups of 9, we can use 9×5 (9 groups of 5) to help us solve the equation.

You are going to spend the rest of the lesson solving these worded problems.

TIPS:

- Read the worded problem
- Underline the key information, e.g. factors
- Pick the times table that you know really well to help you solve the problem

REMEMBER:

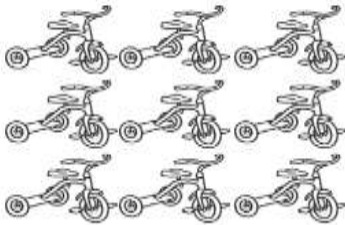
The order of the factors does not affect the product.

Example:

If one sweet costs 3p, how much do 8 sweets cost?

1.

How many wheels would 9 tricycles have?



TIP:

Is it easier to multiply by 9 or 3?

2.

Hanan is a keen archer. One day she shoots 5 arrows. Each arrow scores an 8. What is her total score?



TIP:

Are you more confident with your 5 or 8 times table?

3.

A carpenter makes tables. Some have 3 legs and some have 4 legs. He plans to make 5 tables with 3 legs, and 4 tables with 4 legs. How many legs will he need?



TIP:

This worded problem has a couple of steps, make sure that you complete them all.

Work out the answers to the following multiplications. Remember to use the times table that you are more confident in to solve because:

The order of the factors does not affect the product.

4. 5×9
5. 3×7
6. 2×11
7. 5×12
8. 10×9
9. 3×8
10. 3×6

Now quickly answer the following questions, based upon our learning from last week about multiples of 10 and multiplying by 10.

11. How many 10s are in 100?
12. How many 10s are in 320?
13. 45×10
14. 89×10
15. 453×10

1000	100	10	1
		3	2
	3	2	0
3	2	0	0

32×10 (a zero in the ones place)

32×100 (a zero in the ones and tens place)

TIP: All multiples of 100 has a zero in the tens and the ones place

16. How many 100s are there in 1,000? Count in 100s from 0 to 1,000.
17. If $5 \times 10 = 50$, what would 5×100 be?
18. 45×100
19. 78×100
20. Write down all of the numbers that are multiples of 100:

2,500 120 200 6,070 8,100

Lunch



Reading



The next chapter of The Ickabog is on our Class Dojo page for you to enjoy.

Multiplication menu

It is Tuesday on our multiplication menu so time to get our multiplication cards out (based on the 3 times table). Remember the two ways to go through the cards:

1. Look at the factors and work out the product
2. Look at the product and work out the factors that are multiplied to get the product

Spellings

Copy out the following words as pyramid words.

fiction, fraction, direction, attention invention, injection, action, completion, intention, mention, position, question

RE

Tuesday 2nd March

What do Humanist value?

Taryn and her family are going to share with you what they value.

Read what they say to help you answer the question ‘What do Humanists value?’ Pick out 5 different things that Humanist value. You could create a poster, write them as a list, the choice is yours.....

I do not believe in an afterlife, so this life is everything to me. We should find what makes us happy and make the most of our lives. We should also try to help others to do the same.



For me, freedom is one of the most important things in life: freedom to live my life however I wish, as long as I do not cause harm to others. All human beings have the freedom to find their own way to make their lives feel meaningful.

The most important thing in life is forming good friendships and relationships with others. The human community is also important, and we should remember that all human beings around the world are part of one extended family.





I value the natural world around me. Without it we would not survive, and this world is the only one we have. It is a source of beauty and wonder, and we should take care of it.








I value our curiosity and our capacity to ask questions. By looking for evidence, and thinking carefully about the answers, we have been able to discover so much about our world and ourselves and have been able to improve the quality of our lives.

Reflection

What have you learnt today. List five things, one for each finger!



Multiplication Menu

Day		Activity	Resources
Monday		<p>Dice games</p> <p>Roll two dice and multiply them by the times table of the week.</p> <p>How many can you complete in 3 minutes?</p> <p>Write out the questions and the answers then check against your multiplication grid.</p>	Dice
Tuesday		<p>What's the product?</p> <p>Get times tables cards. Set 1 minute timer, how many questions can you answer in 1 minute? Check the answer on the card. Log your score.</p> <p>What's the question?</p> <p>Get times tables cards. Set 1 minute time, how many questions can you match to the product in 1 minute? Check question on card. Log your score.</p>	<p>Times tables cards</p> <p>1 minute timer</p>
Wednesday		<p>Times Tables Rockstars</p> <p>5 pupils to use iPads to access Times Tables Rockstars</p> <p>Garage: Single player (linked to x table of the week)</p> <p>Arena: Multi-player (linked to x table of the week)</p> <p>Remainder of class to write answers on small whiteboards as 5 pupils compete.</p>	<p>Tablet/laptop</p> <p>https://trockstars.com/</p>
Thursday		<p>Rock, paper, scissors</p> <p>Play with a partner.</p> <p>Countdown 3, 2, 1 and show fingers on one hand clearly to a partner. Add the two hands together and multiply by the times table of the week.</p> <p>Call out the answer to the multiplication.</p>	
Friday		<p>Playing cards</p> <p>Work with a partner.</p> <p>Take it in turns to look at a card (one at a time) and multiply by the times table of the week. (Jack and Queen = 11, King = 12)</p> <p>How many can you get as a pair in 3 minutes?</p>	<p>Playing cards</p> <p>3 minute timer</p>