




# Oxford Home Learning

English	Maths	Independent Learning
<p>Learn to read and spell the common exception words,</p> <p><b>says, your, love, school, put, push, pull, full, house, our</b></p> <p><b>find, kind, mind, behind, child, wild and climb</b></p> <p>Can you write some sentences which use these words and check you have spelt them correctly? Remember to use neat, cursive handwriting.</p> <p>You could practice writing the words as a pyramid,</p> <div style="text-align: center;">             b              be              bec              beca              becau              because              because         </div> <p>Or you could write the words in rainbow colours.</p>  <p>Play noughts and crosses using the words.</p>	<p><b>I know number bonds for each number to 10 and 20 and can recall them quickly.</b></p> <div style="display: flex; flex-wrap: wrap;"> <div style="width: 33%;"> <math>9 + 1 = 10</math>  <math>8 + 2 = 10</math>  <math>7 + 3 = 10</math>  <math>6 + 4 = 10</math>  <math>5 + 5 = 10</math>  <math>4 + 6 = 10</math>  <math>3 + 7 = 10</math>  <math>2 + 8 = 10</math>  <math>1 + 9 = 10</math> </div> <div style="width: 33%;"> <math>19 + 1 = 20</math>  <math>18 + 2 = 20</math>  <math>17 + 3 = 20</math>  <math>16 + 4 = 20</math>  <math>15 + 5 = 20</math>  <math>14 + 6 = 20</math>  <math>13 + 7 = 20</math>  <math>12 + 8 = 20</math>  <math>11 + 9 = 20</math>  <math>10 + 10 = 20</math>  <math>9 + 11 = 20</math> </div> <div style="width: 33%;"> <math>8 + 12 = 20</math>  <math>7 + 13 = 20</math>  <math>6 + 14 = 20</math>  <math>5 + 15 = 20</math>  <math>4 + 16 = 20</math>  <math>3 + 17 = 20</math>  <math>2 + 18 = 20</math> </div> </div> <p><b>Key Vocabulary</b></p> <p>What do I need to add to 7 to make 10?</p> <p>What is 20 subtract 11?</p> <p>What do I need to add to 7 to make 20?</p> <p>They should be able to answer these questions in any order, including missing number questions e.g.</p> <p><math>3 \oplus ? = 10</math> or <math>20 \ominus ? = 2</math>.</p> <p><b>Top Tips</b></p> <p>Use real life situations: I have £20. I spend £6. How much do I have left?</p>	<p><b>History</b></p> <p>This term our topic is 'London's Burning.'</p> <p>Using a medium of your choice, create a scene from the Great Fire of London. You could use collage, paint, pencil, pastels or a mixture of materials. Think about the colours and patterns that you might use to depict the scene.</p> <p>If you want a challenge, consider the landmarks or people you may wish to include in your artwork (remember this was 1666!)</p> <div style="display: flex; justify-content: space-around;">   </div>

During phonics and mental maths sessions your child will be assessed to ensure they are able to apply the skills taught through the English and Maths homework. Please return your History learning to school by Friday 9<sup>th</sup> October 2020.